



# 2021 NCHV ANNUAL CONFERENCE

CHARTING THE COURSE:  
TOGETHER, APART  
JUNE 21-25, 2021

 **NATIONAL COALITION**  
*for* **HOMELESS VETERANS**

# Shining a Light on Rural and Tribal Veterans

---

## Panelists:

Tony Walters  
NAIHC

Joshua Stewart  
FAHE

Chris Johnson  
Nation's Finest

# Working with Veterans in Rural and Tribal Communities



*"A Tradition of Native American Housing"*

**N A I H C**

**Tony Walters**

**Executive Director**

## Working with Veterans in Rural and Tribal Communities

- Founded in 1974
- NAIHC Members are the tribal housing programs that receive IHBG funding:
  - ~85-90% of the tribes (either individually or through regional/umbrella housing programs) are members
- [www.naihc.net](http://www.naihc.net)



## **Tribal Communities & Veterans Snapshot**

- 574 Federally-Recognized Tribes in the U.S.
  - Communities in about 34 states
- 150,000 Native American Veterans
  - Historically, Native Americans have served in military at higher rates per capita
- 24,000 active service members

## **Tribal HUD-VASH**

- 2008 HUD-VASH program wasn't reaching Tribal Communities
- Tribal set-aside first funded in January 2015
- 26 Pilot Tribes
- Funding levels have varied year-to-year
- Early/Ongoing Obstacles
  - Housing Stock Issues
  - VA Supportive Services Counselors Availability

## **VA Native American Direct Loan Program**

- Direct Mortgage Loans for Native Americans
- Outreach is an issue as only 7 FTEs for program
  - Relies on marketing, regional VA contacts, tribal housing program staff
  - Only 100+ tribes have signed MOU with VA regarding the program



## **What NAIHC is Doing**

- Advocating for Expansion of HUD-VASH
  - Legislation would make program permanent
  - Administrative Efforts at HUD expanding program to more tribes
- Improving NADL Program
- Tribes now included in Continuum of Care program
- Training and TA to tribal housing programs



## **What More Can Be Done**

- Engage with Tribes!
  - Tribal Housing Programs
  - Tribal Veterans Departments
- Recognize that Tribal Members are almost always eligible for non-tribal specific programs
- Provide information to NAIHC

# Working with Veterans in Rural and Tribal Communities





# “Shining a Light on Rural and Tribal Veterans”: Advocacy from Appalachia

**2021 NCHV Annual Conference**

Joshua Stewart, Senior Advocacy Manager, Fahe



**fahe**  
Strength in Numbers

# “We are Fahe”

Fahe is a Network of 50+ organizations building the American Dream in Appalachia.

Founded 1980, last year with the Network we made \$300+ million in investments into the Region, via:

*Economic Opportunities • Education •  
Health & Wellbeing • Housing • Leadership*







**fahe**  
Strength in Numbers

# “Strength in Numbers”



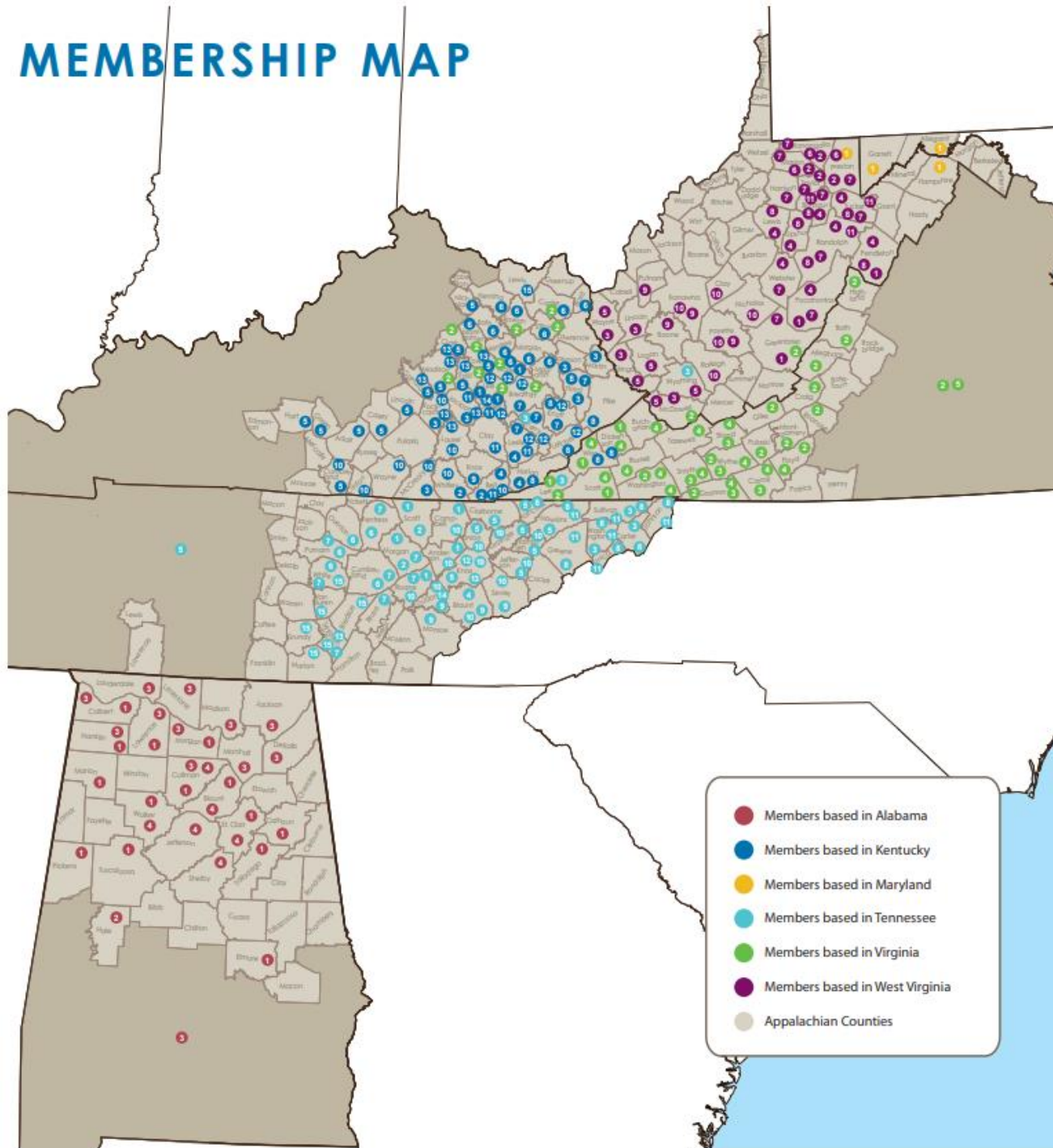
## *West Virginia Has Everyone’s Attention. What Does It Really Need?*

With the right federal response, it could become a model of renewal for other places around the country that prosperity has left behind.

A view of Montgomery, W.Va. Ross Mantle for The New York Times



# MEMBERSHIP MAP



**fahe**  
Strength in Numbers



**fahe**  
Strength in Numbers

# Rural vs Rural

## The Washington Post

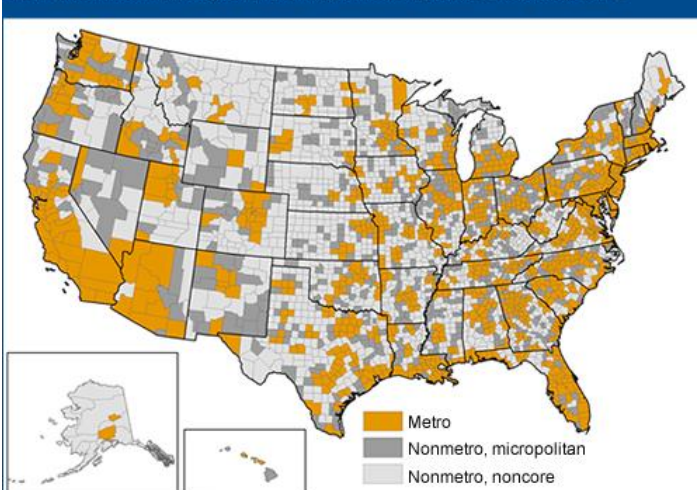
*Democracy Dies in Darkness*

**Politics** [Live updates](#) [Biden administration](#) [The Biden Agenda](#) [Fact Checker](#) [Congress](#) [Polling](#)

Politics

### The federal definition of 'rural' – times 15

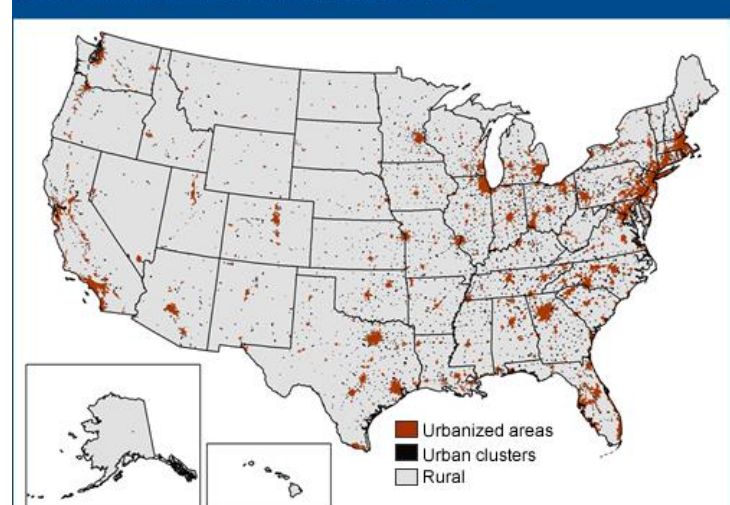
Metro, nonmetro micropolitan, and nonmetro noncore counties, 2013



Legend:  
■ Metro  
■ Nonmetro, micropolitan  
■ Nonmetro, noncore

Source: USDA, Economic Research Service using data from the U.S. Census Bureau.

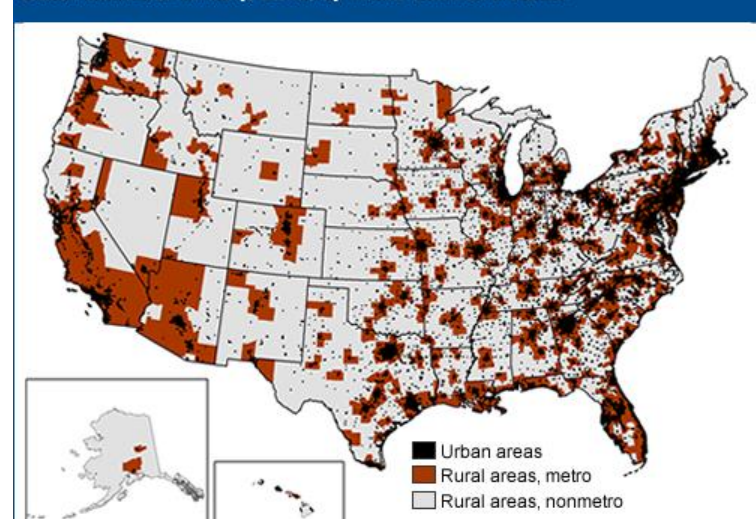
U.S. Census Bureau's urban and rural areas, 2012



Legend:  
■ Urbanized areas  
■ Urban clusters  
■ Rural

Source: USDA, Economic Research Service using data from the U.S. Census Bureau.

Urban and rural territory, 2010, by metro-nonmetro status



Legend:  
■ Urban areas  
■ Rural areas, metro  
■ Rural areas, nonmetro

Source: USDA, Economic Research Service using data from the U.S. Census Bureau.





**fahe**  
Strength in Numbers

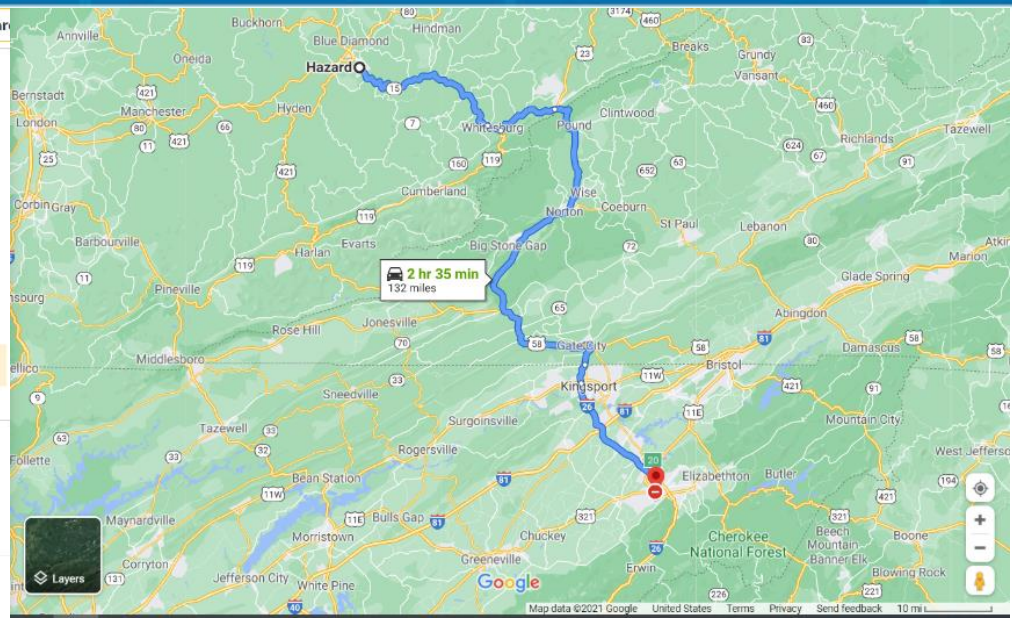
# Rural vs Rural

Results for "VA health", "Emergency care"

**A 76.1 miles**  
**James H. Quillen Department of Veterans Affairs Medical Center**  
Corner of Lamont Street and Veterans Way  
Mountain Home, TN 37684  
[Get directions](#)  
**Main number: 423-926-1171**  
**Mental health: 423-926-1171 x7709**

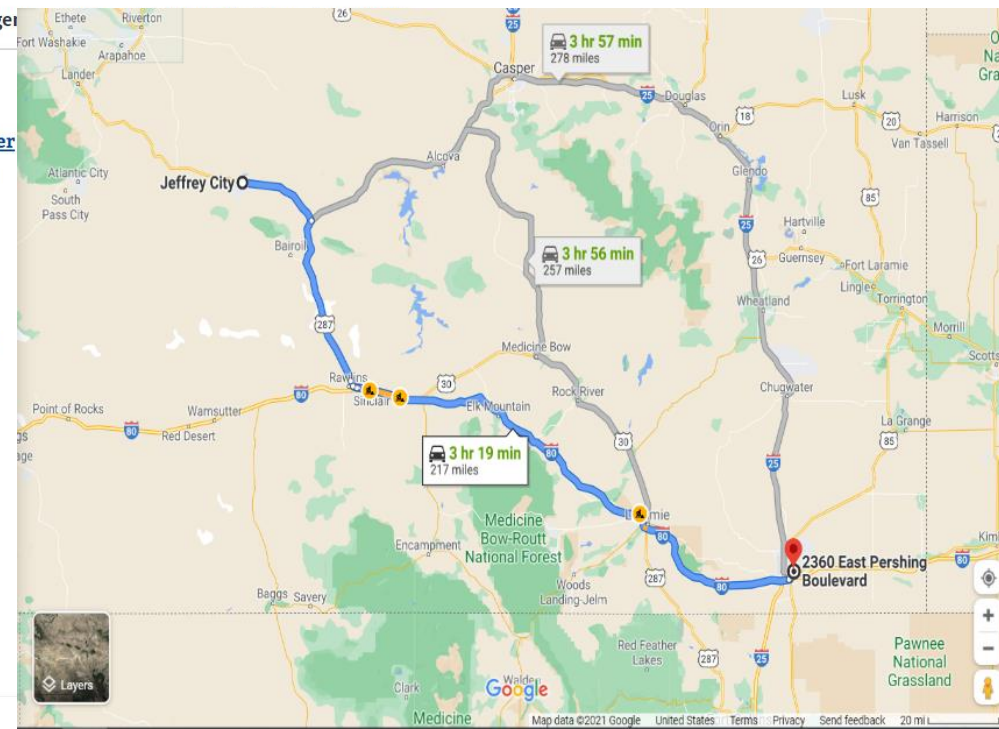
**⚠ Limited services and hours**

**B 78.0 miles**  
**Hershel "Woody" Williams VA Medical Center**  
1540 Spring Valley Drive

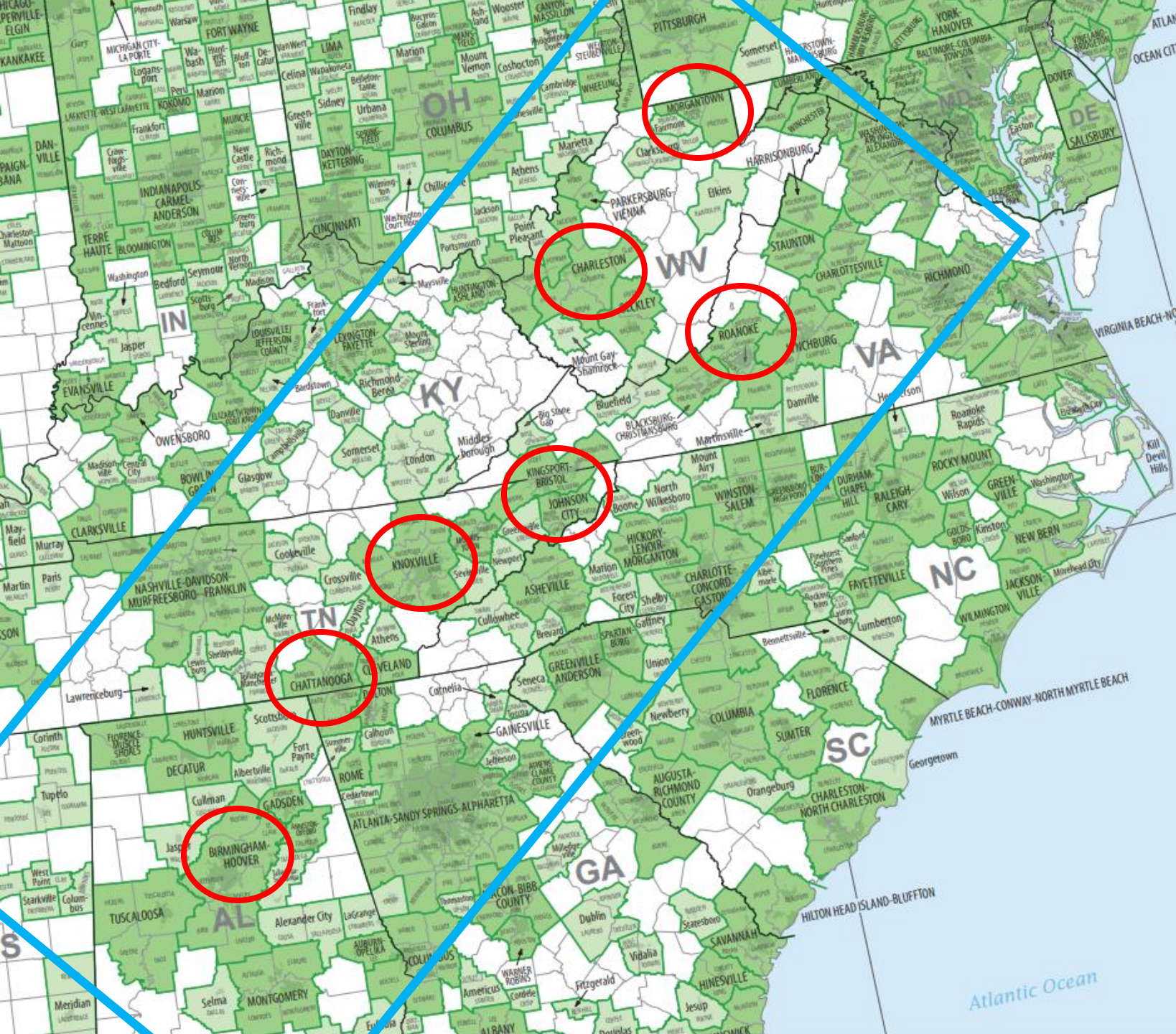


Results for "VA health", "Emergency care"

**A 211.0 miles**  
**Cheyenne VA Medical Center**  
2360 East Pershing Boulevard  
Cheyenne, WY 82001-5356  
[Get directions](#)  
**Main number: 307-778-7550**  
**Mental health: 307-778-7349**







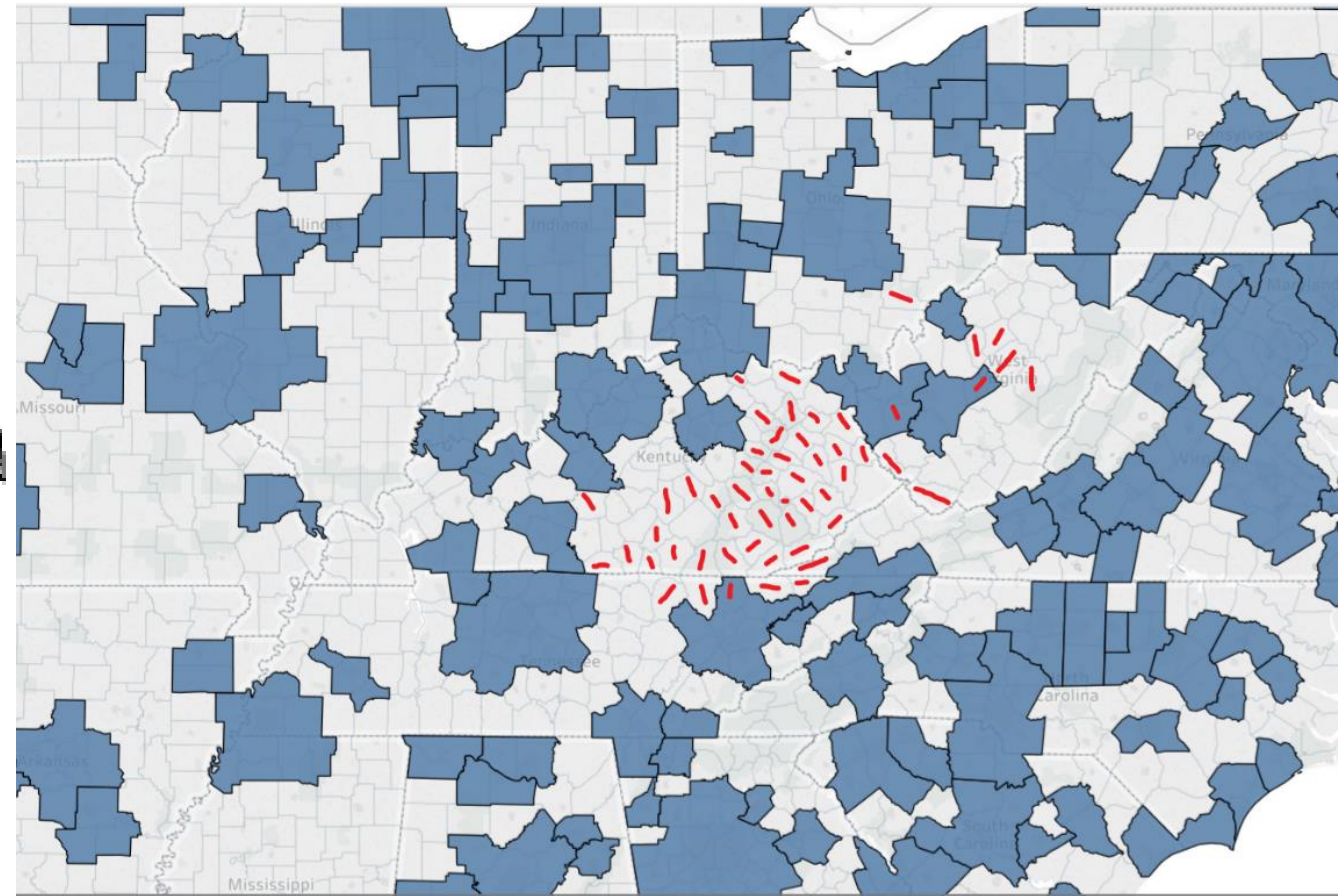
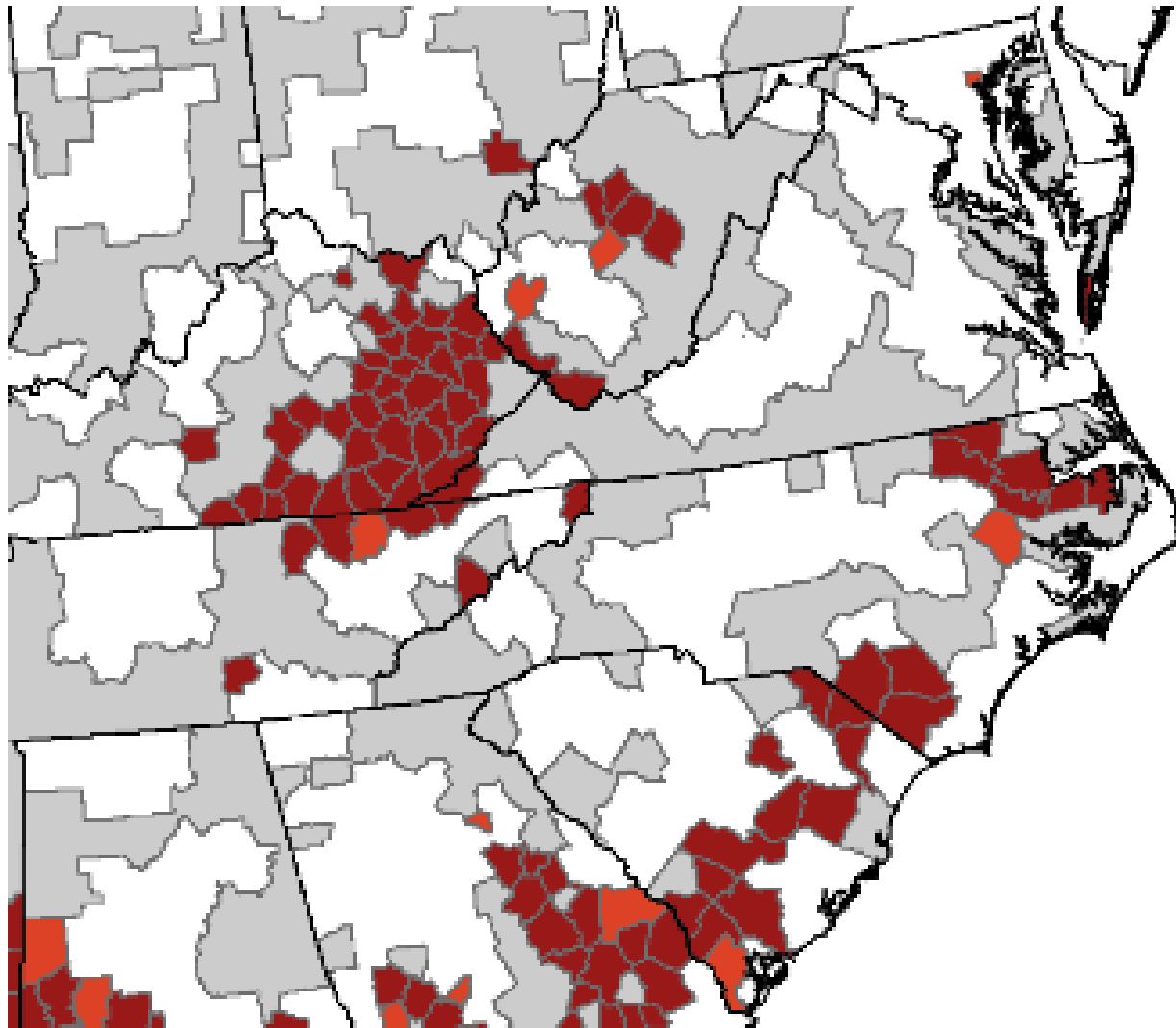
Not Just  
Mountain  
Towns





**fahe**  
Strength in Numbers

# Rural and “Persistent Poverty”

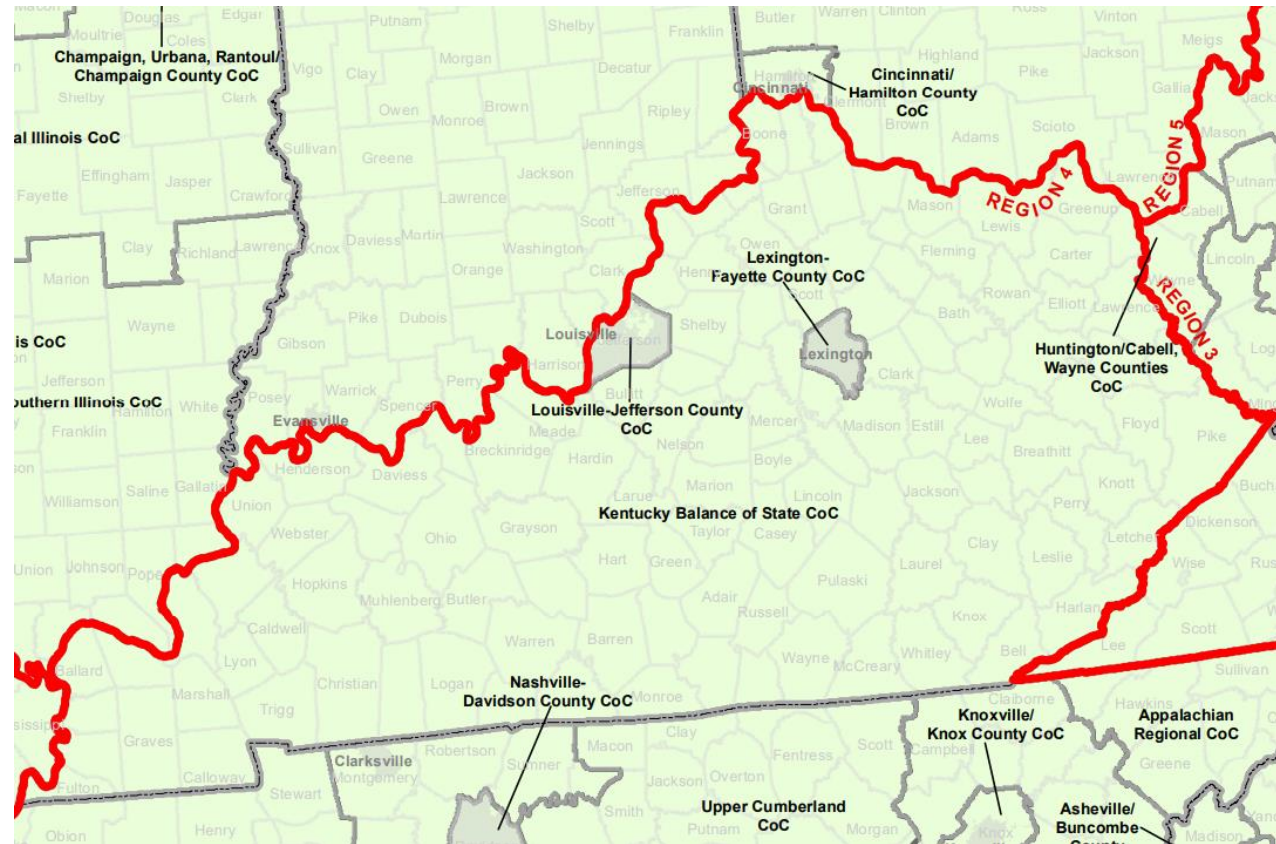
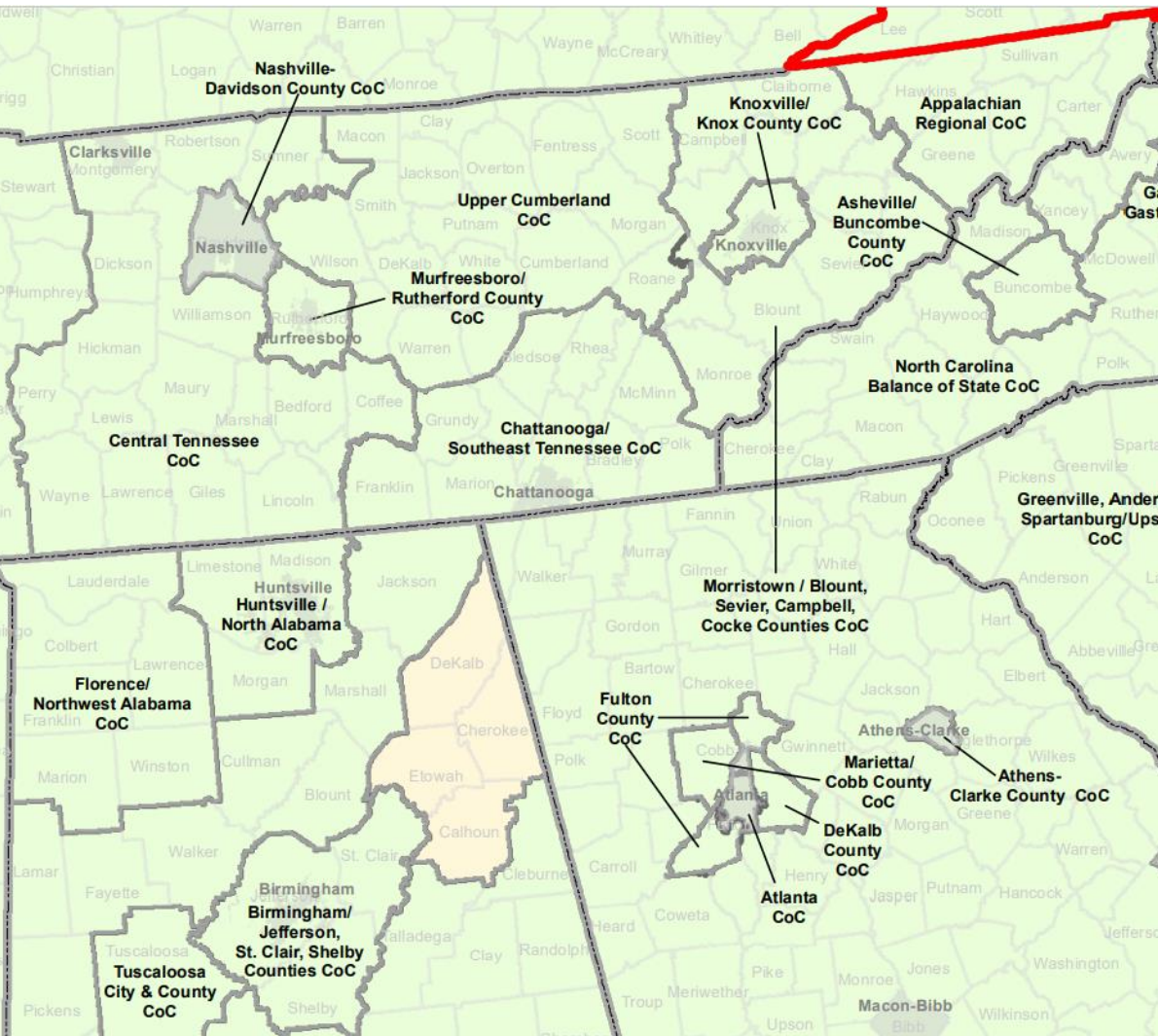






**fahe**  
Strength in Numbers

# Homelessness Response





**fahe**  
Strength in Numbers

# Homelessness Response



**City of Hazard - Queen City of the Mountains**

about 2 years ago



We are saddened to hear of the closing of the Hope House in Hazard. Mayor Happy Mobelini began hosting meetings with housing and service providers several weeks ago and is continuing to look for solutions to help those struggling. Officials have been transporting anyone seeking shelter to shelters in nearby counties. If you or someone you know is in need of shelter please know that at this time there is no longer a shelter in Hazard. Police and local officials are willing to assist with finding other arrangements. Also, the following agencies may be able to assist as well:

KRCC Crisis Line- 1-800-262-7491

Little Flowers Clinic - 1-606-487-9505

LKLP - 1-606-439-1362

Safe House for Domestic Violence- 1-606-439-1552



53



88



278





# Programmatic Policy Advocacy

## **“Mainstream” Housing and Community & Economic Development Investments**

*HOME Investment Partnership • Community Development Block Grant • USDA 502 and 504 • CDFI Fund • CDFI Fund Bond Guarantee • Neighborhood Reinvestment Corporation • USDA Community Facilities Grants • Appalachian Regional Commission • Corporation for National and Community Service • Homeless Assistance Grants • Wastewater Loans and Grants • USDA Rural Rental Assistance • Section 8 Housing Choice Vouchers • Housing Counselling • Capacity Building for Community Development • Self-Help Housing • Self-Help Housing Opportunity Program • Rural Capacity Building • Rural Community Development Initiatives • ReConnect Rural Broadband*



[Home](#) > [Programs](#) > [Rural Gateway](#) > [Veterans Housing Rehabilitation and Modification Pilot Program Summary](#)

## Veterans Housing Rehabilitation and Modification Pilot Program Summary

The Veterans Housing Rehabilitation and Modification Pilot Program (VHRMP) awards competitive grants to nonprofit organizations that provide nationwide or statewide programs that primarily serve veterans or low-income individuals. The grants may be used to modify or rehabilitate eligible veterans' primary residences or to provide grantees' affiliates with technical, administrative, and training support in connection with those services. A number of America's veterans who are low-income and living with disabilities are in need of adaptive housing to help them regain or maintain their independence, because they are unable to fund significant home repairs or are burdened by utility costs.

HUD in partnership with the U.S. Department of Veterans Affairs (VA) is using the VHRMP to test a new approach to addressing these challenges in accordance with section 1079 of the [Carl Levin and Howard P. "Buck" McKeon National Defense Authorization Act for Fiscal Year 2015 \(Pub. L. 113-291, enacted December 19, 2014\)](#).

The program was funded up to \$13.7 million under the Consolidated Appropriations Acts of 2016 ([Public Law 114-13](#)), 2017 ([Public Law 115-21](#)), and 2018 ([Public Law 115-141](#)). The maximum grant amount is \$1 million with \$700,000 as the minimum amount. The program requires a 50 percent match through funds or in-kind







**fahe**  
Strength in Numbers

# Structural Issues and Advocacy

THE WHITE HOUSE



[Administration](#) [Priorities](#) [COVID-19](#) [Briefing Room](#) [Español](#) [MENU](#)



BRIEFING ROOM

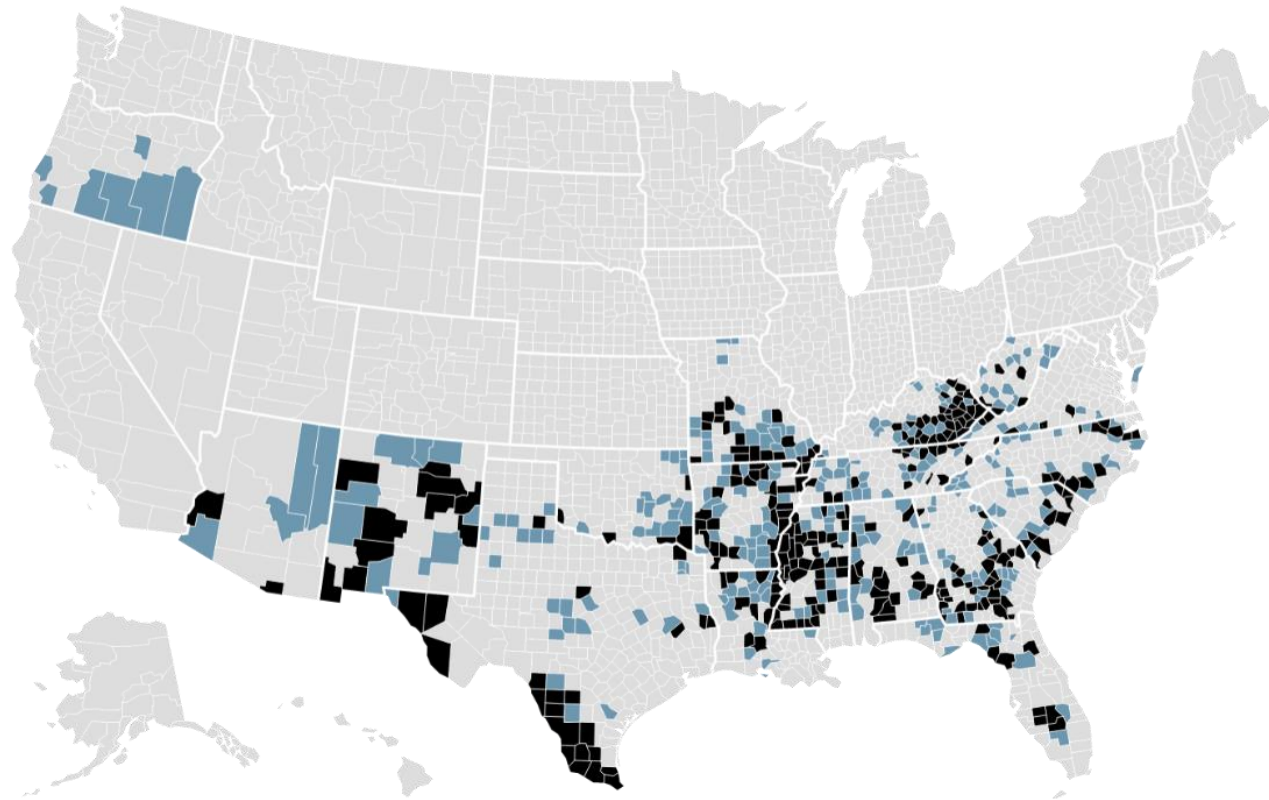
## Executive Order On Advancing Racial Equity and Support for Underserved Communities Through the Federal Government

JANUARY 20, 2021 • PRESIDENTIAL ACTIONS

**Section 1. Policy.** Equal opportunity is the bedrock of American democracy, and our diversity is one of our country's greatest strengths. But for too many, the American Dream remains out of reach. **Entrenched disparities in our laws and public policies, and in our public and private institutions, have often denied that equal opportunity to individuals and communities.** Our country faces converging economic, health, and climate crises that have exposed and exacerbated inequities, while a historic movement for justice has highlighted the unbearable human costs of systemic racism. Our Nation deserves an ambitious whole-of-government equity agenda that matches the scale of the opportunities and challenges that we face.



# Structural Issues and Advocacy



**Sec. 2. Definitions.** For purposes of this order: (a) The term “equity” means the consistent and systematic fair, just, and impartial treatment of all individuals, including individuals who belong to underserved communities that have been denied such treatment, such as Black, Latino, and Indigenous and Native American persons, Asian Americans and Pacific Islanders and other persons of color; members of religious minorities; lesbian, gay, bisexual, transgender, and queer (LGBTQ+) persons; persons with disabilities; **persons who live in rural areas**; and persons otherwise adversely affected by persistent poverty or inequality.

(b) The term “underserved communities” refers to populations sharing a particular characteristic, as well as geographic communities, that have been systematically denied a full opportunity to participate in aspects of economic, social, and civic life, as exemplified by the list in the preceding definition of “equity.”



**fahe**  
Strength in Numbers

# Rural Income Limit Fairness – “National Floor” Proposal

*Despite Congress’ best intentions when they created the system that disburses federal housing and community development dollars, there is a deep unfairness inherent in that system.*

**Poor rural counties in poor states do not have the same safety mechanism that poor rural counties in rich states have.**

|  | Perry KY | Randolph WV | Washington DC |
|--|----------|-------------|---------------|
| <b>AMI for community</b>   | \$45,400 | \$54,900    | \$121,300     |
| <b>"Low Income"</b>  | \$40,950 | \$43,900    | \$77,600      |
| <b>"Very low income"</b>   | \$25,600 | \$27,450    | \$60,650      |
| <b>"Extremely low income"</b>  | \$25,600 | \$25,750    | \$36,400      |
| <b>Difference between "average family" income and "low income" limit</b> | \$4,450  | \$11,000    | \$43,700      |

Cumulative Population Figures by Income Category: Rural vs. Urban Census Tracts (based on County CBSA Definitions)

| Income Category               | Rural Population | Urban Population | Sum         | % of Rural Pop Included | % of Urban Pop Included |
|-------------------------------|------------------|------------------|-------------|-------------------------|-------------------------|
| Very Low (<=50% AMI)          | 477,671          | 21,163,298       | 21,640,969  | 1.0%                    | 7.7%                    |
| Low (<=80% AMI)               | 7,510,186        | 83,675,008       | 91,185,194  | 16.3%                   | 30.4%                   |
| Moderate - Low 1 (<=90% AMI)  | 14,553,852       | 110,128,163      | 124,682,015 | 31.6%                   | 40.1%                   |
| Moderate - Low 2 (<=100% AMI) | 24,122,586       | 138,720,683      | 162,843,269 | 52.3%                   | 50.5%                   |
| Moderate High (<=120% AMI)    | 39,522,509       | 189,991,841      | 229,514,350 | 85.7%                   | 69.1%                   |

Source: OFN, 2019; US Census Bureau, 2019; PolicyMap, 2019.



### Doubly Disadvantaged: Rural Communities Left Out In Federal Income Limits Formula

JUNE 2, 2021



Many federally-funded housing and community development programs target their efforts based on the incomes of the people seeking assistance. Applicants are deemed either eligible, or ineligible, based on how their income compares to their neighbors. For those engaged in ensuring...

[READ MORE](#)

Search:

*“doubly disadvantaged  
spotlight”*

*to read more about this  
proposal*



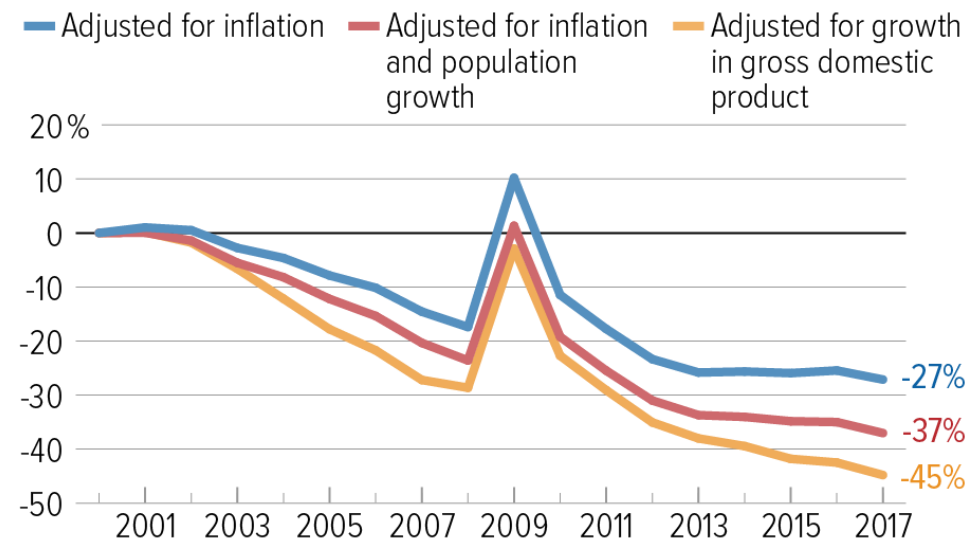
# Structural Issues and Advocacy

## Addressing structural deficiencies and overcoming geographic challenges:

- Investments into communities via place-based policy, at scale
- Intentional capacity building of non-profit providers
- Equitable resource distribution and policy impacts in existing programs
- Scale, and prosperity

## Overall Funding for Housing, Health, and Human Services Block Grants Has Fallen Significantly Since 2000

Change relative to 2000 funding level



Note: Includes funding from the 2009 Recovery Act. For non-entitlement programs, 2017 levels represent annualized funding under the current continuing resolution (which expires on April 28, 2017); final levels for 2017 may end up higher or lower than shown here.

Source: CBPP based on Congressional Research Service reports, agency budget justification documents, and appropriations legislation. Inflation data from the Bureau of Labor Statistics; population data from the Social Security and Medicare Trustees; gross domestic product data from the Bureau of Economic Analysis.



**fahe**  
*Strength in Numbers*

# Questions and Contact

**Joshua Stewart**

Senior Advocacy Manager


Fahe

[jstewart@fahe.org](mailto:jstewart@fahe.org)



# NATION'S FINEST

GUIDING VETERANS HOME  
SINCE 1972





# NATION'S FINEST ANNUAL IMPACT



7,065  
veterans supported



83%  
veterans successfully placed  
into permanent housing from  
residential programs



78%  
veterans successfully transitioned  
into permanent housing from  
Supportive Services for Veteran  
Families program (SSVF)




44,970  
bed nights



About  
134,000  
meals served




31 sites in 15 regions  
California  
Nevada  
Arizona



# WHY THE NAME CHANGE?



NATION'S  
FINEST







## FITTING RECOGNITION

“No President can easily commit our sons and daughters to war. They are the *nation's finest.*”


– President George H.W. Bush, 1991






# NATION'S FINEST

GUIDING VETERANS HOME  
SINCE 1972





# COVID 19







- **Office closures**
- **Technology**
- **New positions**



- 
- A woman with long brown hair, wearing a blue and white striped long-sleeved shirt and dark pants, is sitting on a windowsill. She is looking out a large window to the right. The view outside the window shows a residential neighborhood with houses and trees. The lighting is soft, suggesting an overcast day. In the top right corner, there are three horizontal gold lines.
- **Program Enrollment Increases**
  - **Residential Program Impacts**
  - **Vaccines**
  - **Staff Impacts**



# MOBILE SERVICE UNITS



## MOBILE SUPPORT CENTER

### Veteran Services

#### Telemed Conferencing

- Counseling
- Medical
- Addiction

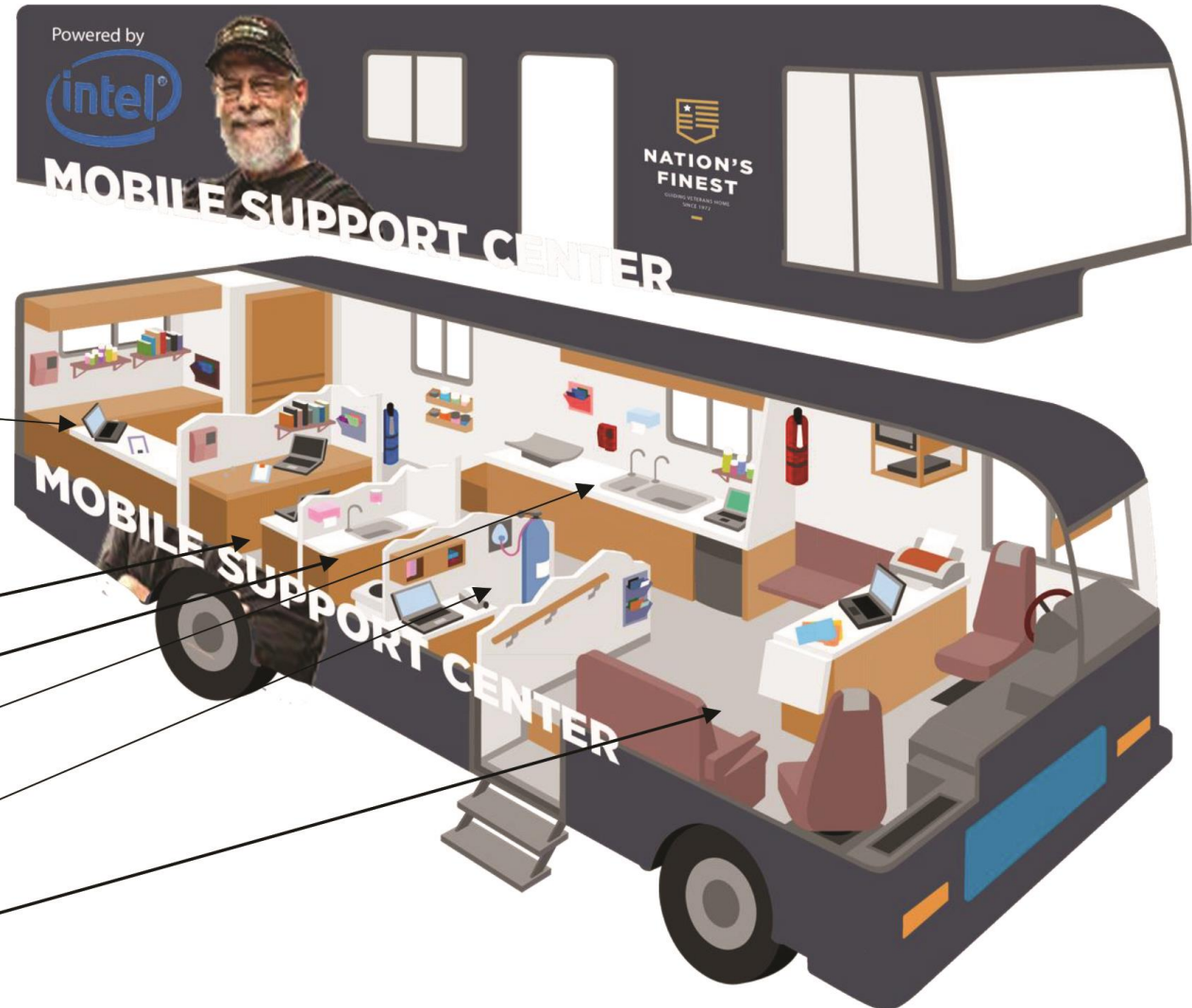
#### SSVF/GPD Intake and Support

#### Bathroom

#### Kitchen

#### Work Area

#### Waiting Area







# MOBILE SERVICE UNITS



## THE PILOT





# MOBILE SERVICE UNITS

- Monterey County, CA
- Shasta County, CA
- Washoe County, NV





# MOBILE SERVICE UNITS



- 91% of respondents were veterans
- 87% of respondents reported one or more services were needed
- 66% of respondents reported that they would like access to job-related activities
- 56% of respondents reported that they did not know about the benefits they may be entitled to.
- 68% of respondents reported that they did not know about benefits their families may be entitled to.
- 68% of respondents reported not having reliable access to the internet.





# MOBILE SERVICE UNITS



- 7% of respondents had minor children under the age of 18.
- 17% of respondents reported needing legal assistance.
- 40% of respondents reported experiencing depression.
- 12% of respondents reported having an alcohol dependency issue.
- 13% of respondents reported experiencing symptoms of PTSD
- 32% of respondents reported food insecurity and needing access to food resources in their community.







# MOBILE SERVICE UNITS



## COMMUNITY PARTNERSHIPS

- Redding, CA
- Tehema County VSO
- Siskiyou County VSO
- Plumas County VSO
- Benton Airfield
- VetCenter



# MOBILE SERVICE UNITS



## COMMUNITY PARTNERSHIPS

- Home Depot
- Elko FISH
- Fallon Veterinary Clinic
- Winnemucca Food Bank
- VA Vaccine





# MOBILE SERVICE UNITS



## ENROLLMENTS

- **Rural enrollments: increased by 32% in N. California and by 34% in rural Nevada**
- **Of those enrolled into the Supportive Services for Veteran Families program during the period of July 1, 2020 – May 31, 2021, 74% have successfully located permanent housing.**





# MOBILE SERVICE UNITS



## Lessons Learned



# MOBILE SERVICE UNITS



WHAT'S NEXT!




NATION'S  
FINEST



# NATION'S FINEST

GUIDING VETERANS HOME  
SINCE 1972





# Q&A



# Contact Information

---

Tony Walters  
Executive Director, NAIHC  
[twalters@naihc.net](mailto:twalters@naihc.net)

Joshua Stewart  
Senior Advocacy Manager, FAHE  
[jstewart@fahe.org](mailto:jstewart@fahe.org)

Chris Johnson  
President & CEO, Nation's Finest  
[cjohnson@nationsfinest.org](mailto:cjohnson@nationsfinest.org)



**THANK YOU**



**2021 NCHV  
ANNUAL  
CONFERENCE**